

Communication and Language

Express a point of view – “do you think his idea was a good idea?”

Understand why questions.

(recap prior learning: who, what, where too)

Develop communication of tenses and plurals (chairs/chair, went/ran away)


Express a point of view / debate

Use longer sentences of four to six words to share their own experiences of going to the dentist.

Use a wider range of vocabulary – linked to the facts of the frog life cycle / signs of spring!

Start a conversation with a friend (whilst observing the frog spawn in the tank) Tenses – swam/swam.

Enjoy listening to longer stories – retell what happened.



PSED

How did the troll make the goats feel?

Talk about healthy eating.

What foods would you choose?

What would you do if your drink bottle is empty?

Healthy movers – Munch crunch – send home too.

How did Goldilocks make the bears feel when she broke their chair... how would you feel?

Talk about the importance of brushing your teeth.


What you do as you grow up

Helping your younger siblings / older people / child who find things difficult.

Increasingly follow rules – linked to the frogspawn tank.

Find solutions to conflicts – not everyone is going to find the egg first.

Easter themed circle time games



Literacy

Engage in extended conversations about stories (role play the billy goats in continuous provision)

Understand the five key concepts about print: print has meaning/print has different purposes/we read English from right to left/names of parts of a book / page sequencing.


Engage in extended stories.

Write all or some of the letters of their name.

As part of our Little Wandle phonic sessions: spot and suggest rhymes/count or clap syllables in a word/recognise word with the same initial sound.

Talk about the different purpose of print for the frog tank signs.

Key Texts: Three billy goats gruff / Goldilocks / The Odd Egg non-fiction – spring / goats / frog life cycle



Little Owls

Watch me grow



Special Events

Spring welly walk.

Healthy Movers Parent workshop

World Book Day

Frogspawn

Easter bonnet and egg hunt



Key Vocabulary

Traditional Tale / Once upon a time

Troll – green, ugly, grumpy, scary, fat, big,

Goats, big, middle, little, sized, horns, brave, bigger than

Bridge, fresh green grass, other side

Who's that trip trapping..... Then I'll eat you up.....

One, two, three, forest, deep, big, middle-sized, baby, breakfast, little

girl, naughty, little, peckish, first, second, third, broke, crash, smash,

Dentist, teeth, baby teeth, milk teeth, grow, age, develop, walk, talk, move, bones, taller

Frog, frog spawn, life cycle, baby animals, pond, pond weed, tadpole, egg, hatch, offspring,



Physical Development

Start taking part in some group activities which they make up for themselves, or in teams.

Increasingly able to use and remember sequences and patterns of movements which are related to music and rhythm.

Choose the right resources to carry out their own plan.

Use comfortable grip when holding pens and pencils.

Be increasingly independent as they get dressed/undressed.

Healthy Movers

Maths

Compare quantities between objects relating to length, size weight and capacity.

What is the heaviest object – how do you know?

Let's fill the stream – does this container have enough water? Let's fill it up – is the jug full, empty etc.

Begin to describe a sequence of events first, then, Link the story – too big/small too heavy / too full.

What is taller / shorter than you?

Explore 3D shapes /3D shape creations (house, rocket)

Counting small sets of objects to 5 and beyond

How many frogs on the log?

Understand and use positional language (The bag is under the table) Hiding the eggs – describe where the egg is to your friend.

2D shapes egg decorating

Understanding the World

Use outdoor environment to source things to retell the billy goats gruff story.

What materials are best to make a bridge?

Explore different materials.

Chair/bed/bowl.

What do dentists do?

Explore the natural environment around us – signs of spring.

Spring walk – follow a map to find the eggs.

What habitats different animals live in – matching activity



Expressive Arts and Design

Build bridges – explore different materials to use.

Join materials.

Long strips of paper / large boxes

Different surfaces to work on – joining materials.

Brushing teeth on puppets

Handprints – celebrating different skin colours.

Draw an egg – closed circle / patterns.

Water painting

Drawing frogspawn / frog life cycle / life cycle puzzle

Egg collage

What you can do to support your child's learning:

Talk to them about the things they bring home.

Read books together – you can borrow books from our Nursery Library

Help them become independent – shoes on/off, coat zips / toileting

Go for a walk and talk about what you see.

Parent part – Healthy Movers

Show them the Friday newsletter photos so they can talk about their time at nursery this week.