

## Communication and Language

Listen carefully to the stories and recall key points.

Make comments about what they have seen and heard and ask questions to clarify understanding. Describe the wolf and create a vocabulary wall. Listen to and talk about stories to develop a deep familiarity with the text.

Enjoy being part of conversations and discussions and uses new vocabulary in context. Use royal terminology and vocabulary.

## Kittiwakes and Curlews Curriculum Overview Spring 2 2023-2024

### O is for Our World and Other Places.

## Understanding the World

Spring walk- observe the natural world and record what we see/hear/feel.

Plant runner beans and observe them grow. Looking at, describe, and sort toys & homes from the past and present.

What does the king do? What is his job?  
How and why do people celebrate Easter?




## Personal, Social and Emotional Development

Caring for each other and being kind and gentle.



Think and talk about how the characters feel.

How would we feel if we were Little Red Riding Hood/ Grandma/ The Wolf/ Jack?

Easter Egg hunt- sharing eggs equally. Why is it important to share?



## Fairy Tales



## Maths

Exploring and representing numbers 9 and 10.

Partitioning numbers 9 and 10.

Reviewing numbers 6 -10.

Length and height- finding something shorter/taller than us.

Composition and comparison of numbers to 1- 10. Select, rotate, and manipulate shapes to develop special reasoning.

Revise number bonds to 5 and 10.

## Physical Development

Fine and gross motor skill development.


Handwriting - small group activities focusing on modelled letter formation and pencil grip.

Small group fine motor activities, pinching, tweezing, threading etc.

Coats/zips/bags.

P.E. sessions focus on refining fundamental movement skills. Use apparatus to develop co-ordination, balance and agility.

Action songs and rhymes.



## Literacy

Little Wandle sessions- daily phonics.

Character descriptions.

Hot seating the characters.

Retell the story in our own words using story maps as a whole class and independently.

Offer explanations for why things happen might happen making use of recently introduced vocabulary.

Engage in non-fiction texts, rhymes and songs.

## Expressive Arts and Design

Listen to music attentively, talk about instruments used to represent characters, express feelings and responses.

Make a castle/ a beanstalk/ the woods/ your home using junk modelling, paint, Duplo, wooden blocks, Lego etc

Listen to and learn Puff the Magic Dragon.

Use a range of materials and tools to design and make our own knickers and create beanstalk leaves.

